



3.5



moodle 3.5

# הדגשים של Moodle

- התמקדות בתקן GDPR
- טיוב השימושיות במערכת
- שיפור הנגישות המערכת

אז מה התחדש?

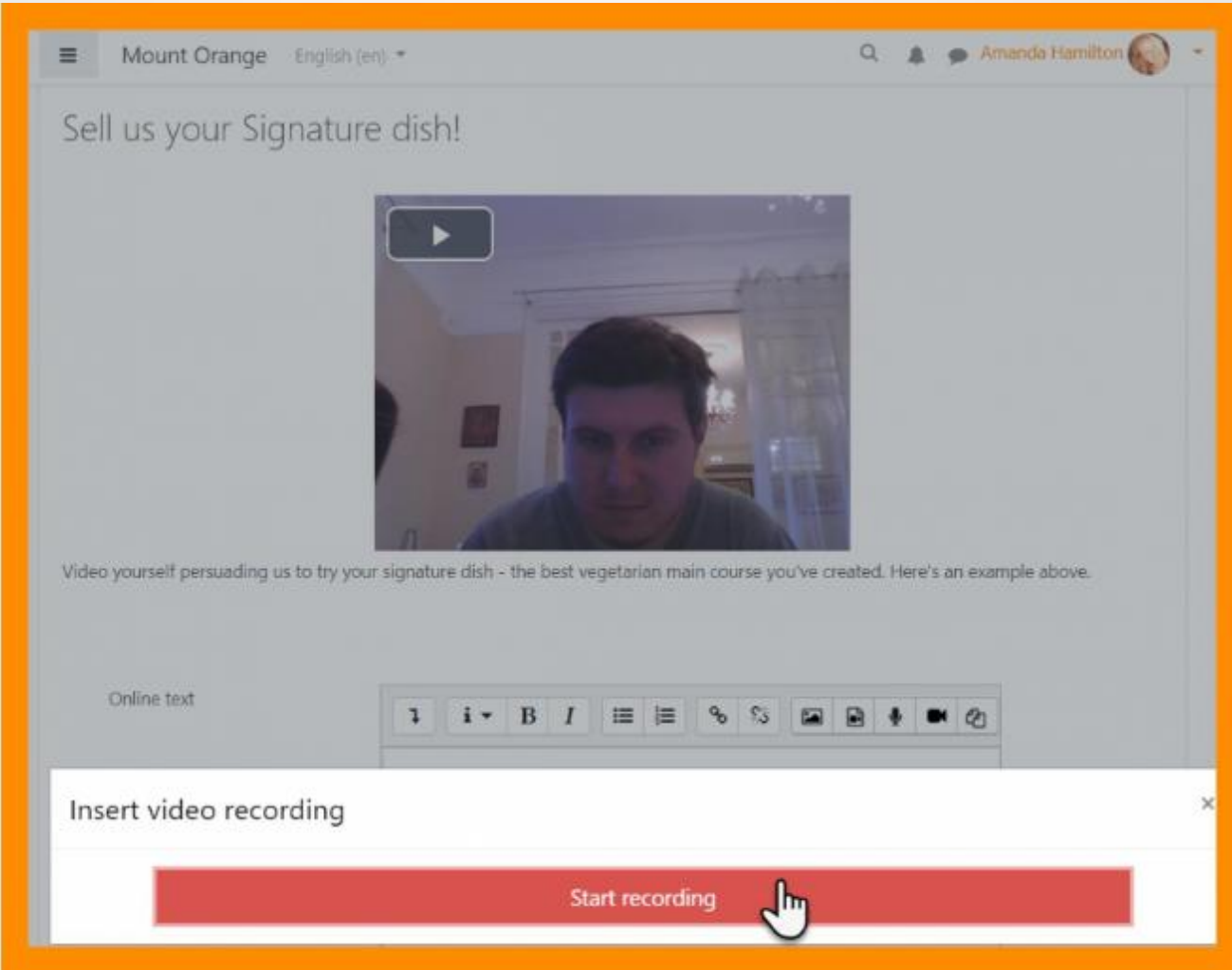
# הצגת תמונת הקורס בדף עדכונים בקורסים שלי

The screenshot shows a user interface for a course overview on the Mount Orange LMS. The page is titled "Course overview" and has tabs for "Timeline" and "Courses". Below the tabs, there are filters for "In progress", "Future", and "Past". The "In progress" filter is selected. The page displays four course cards, each with a progress indicator (a circular gauge) and a brief description.

Course Name	Progress	Description
Vegetarian cooking	30%	A beginner's course in cooking without meat. Covers savouries and sweets, vegan and vegetarian, meat substitutes and All Things Healthy. ...
Résumé Writing	55%	Elective for students wishing to perfect their résumé and CV writing skills before the summer careers fair.
Oceans for All	30%	
Workplace induction	30%	

## הקלטת וידאו ושירות למודל

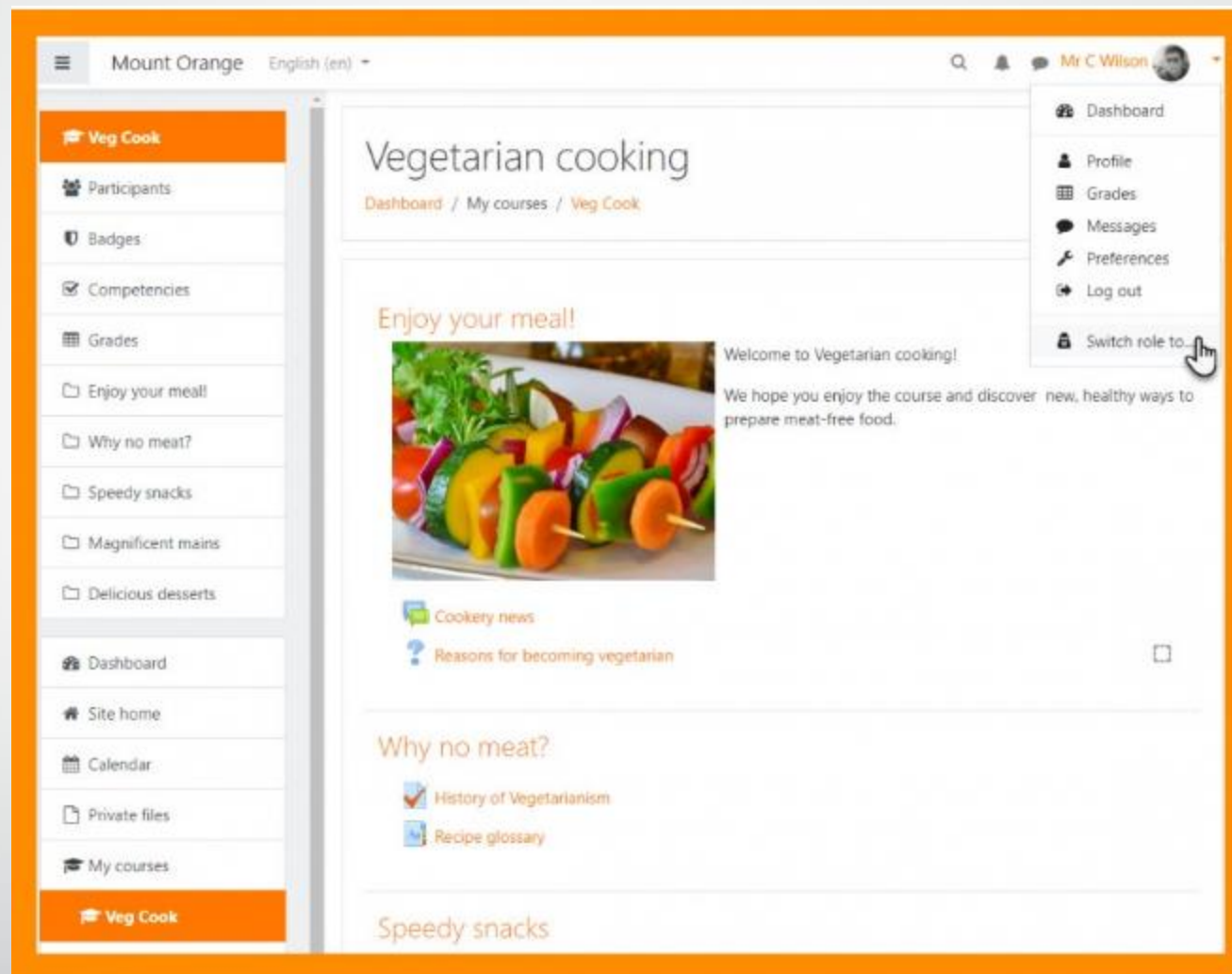
רכיב חדש בעורך התוכן ATTO מאפשר  
למשתמשים במערכת להקליט שירות לתוך  
המערכת וידאו ושירות



The screenshot shows a web editor interface for 'Mount Orange' in English. The main content area displays a video player with a play button and a video thumbnail of a man. Below the video, there is a text prompt: "Video yourself persuading us to try your signature dish - the best vegetarian main course you've created. Here's an example above." Below the text prompt is an "Online text" editor with a rich text toolbar. A white modal window titled "Insert video recording" is overlaid on the bottom of the editor, featuring a prominent red button labeled "Start recording" with a hand cursor icon pointing to it.

# אייקונים ברורים יותר ופונטים נגישים

השימוש ב-Bootstrap 4 stable נותן מראה  
משופר יותר למשתמשי המודל ונותן  
אפשרויות פיתוח רבות יותר

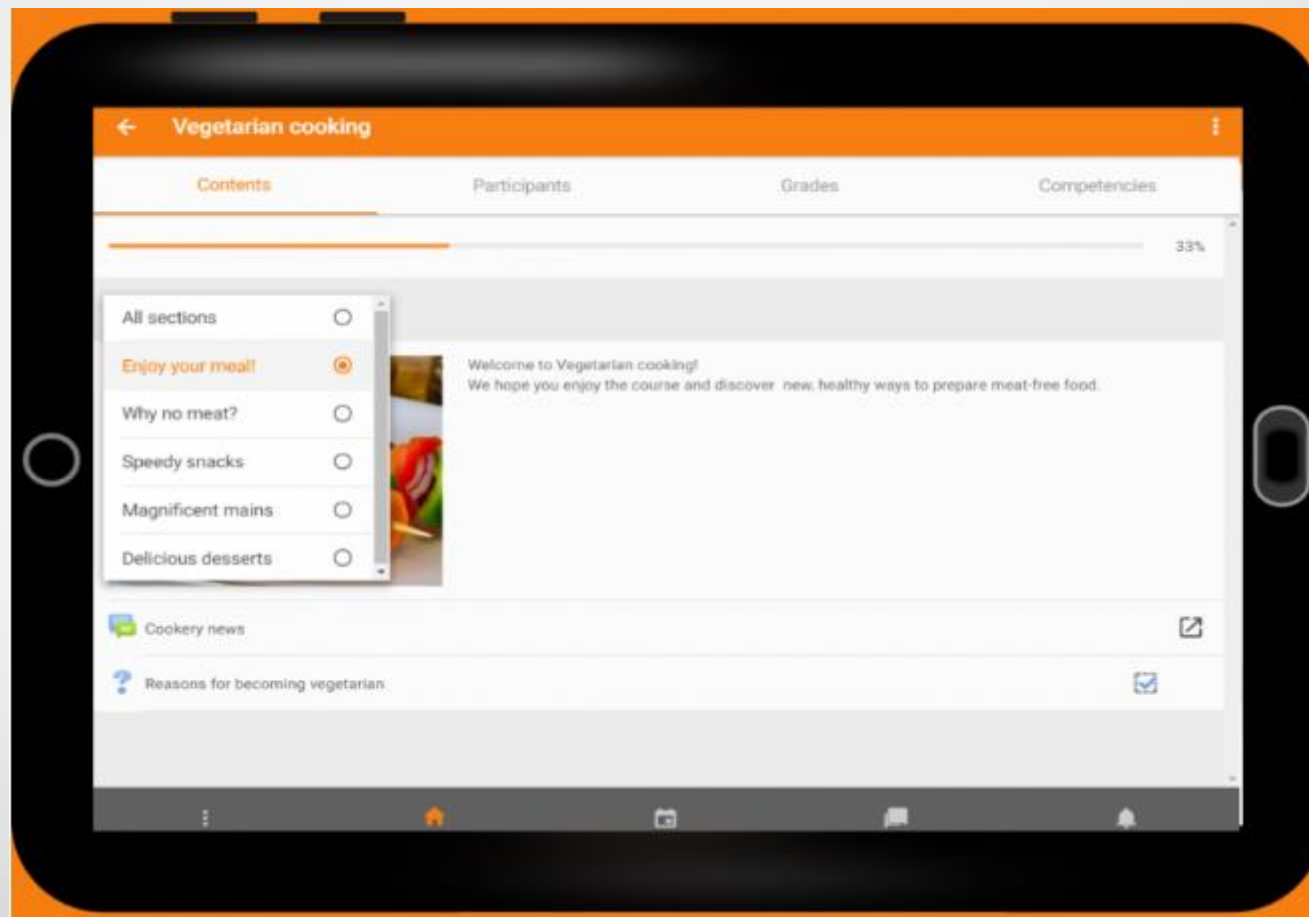


## Moodle app

גרסה חדשה ומשופרת של אפליקציית מודל

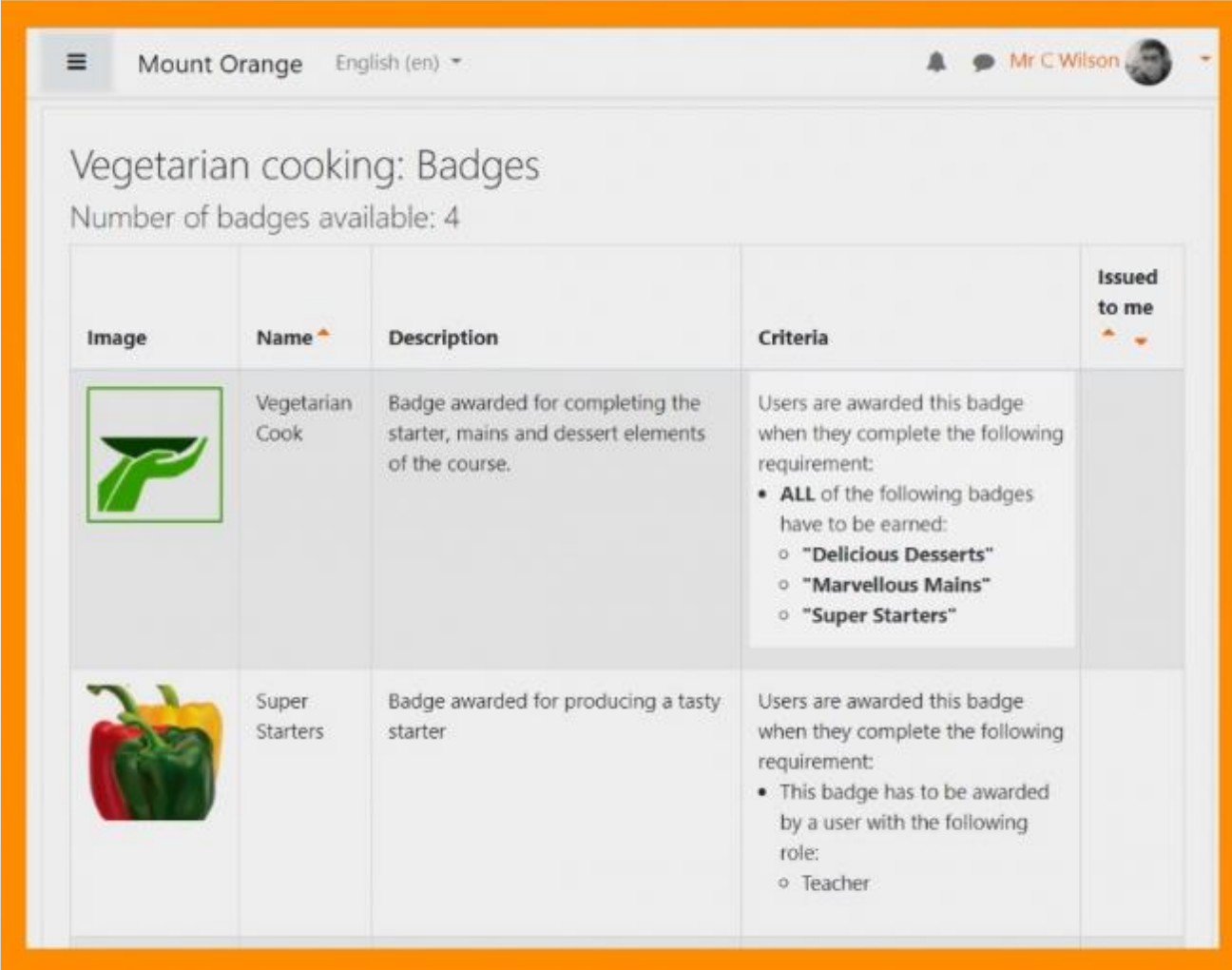
- תצוגת קורסים
- גישה לתכני הקורס
- השלמת פעילויות
- צ'ט עם משתתפי הקורס
- SCORM במצב מקוון/לא מקוון וסנכרון אוטומטי
- מבחנים, הערכת עמיתים ועוד

[פירוט באתר מודל](#)





## הישג מבוטס הישג (Badges)

ניתן להעניק הישגים על בסיס הישגים קודמים



The screenshot shows the 'Mount Orange' interface in English. The page title is 'Vegetarian cooking: Badges' with a sub-header 'Number of badges available: 4'. A table lists two badges:

Image	Name	Description	Criteria	Issued to me
	Vegetarian Cook	Badge awarded for completing the starter, mains and dessert elements of the course.	Users are awarded this badge when they complete the following requirement: <ul style="list-style-type: none"><li>• <b>ALL</b> of the following badges have to be earned:<ul style="list-style-type: none"><li>◦ "Delicious Desserts"</li><li>◦ "Marvellous Mains"</li><li>◦ "Super Starters"</li></ul></li></ul>	
	Super Starters	Badge awarded for producing a tasty starter.	Users are awarded this badge when they complete the following requirement: <ul style="list-style-type: none"><li>• This badge has to be awarded by a user with the following role:<ul style="list-style-type: none"><li>◦ Teacher</li></ul></li></ul>	



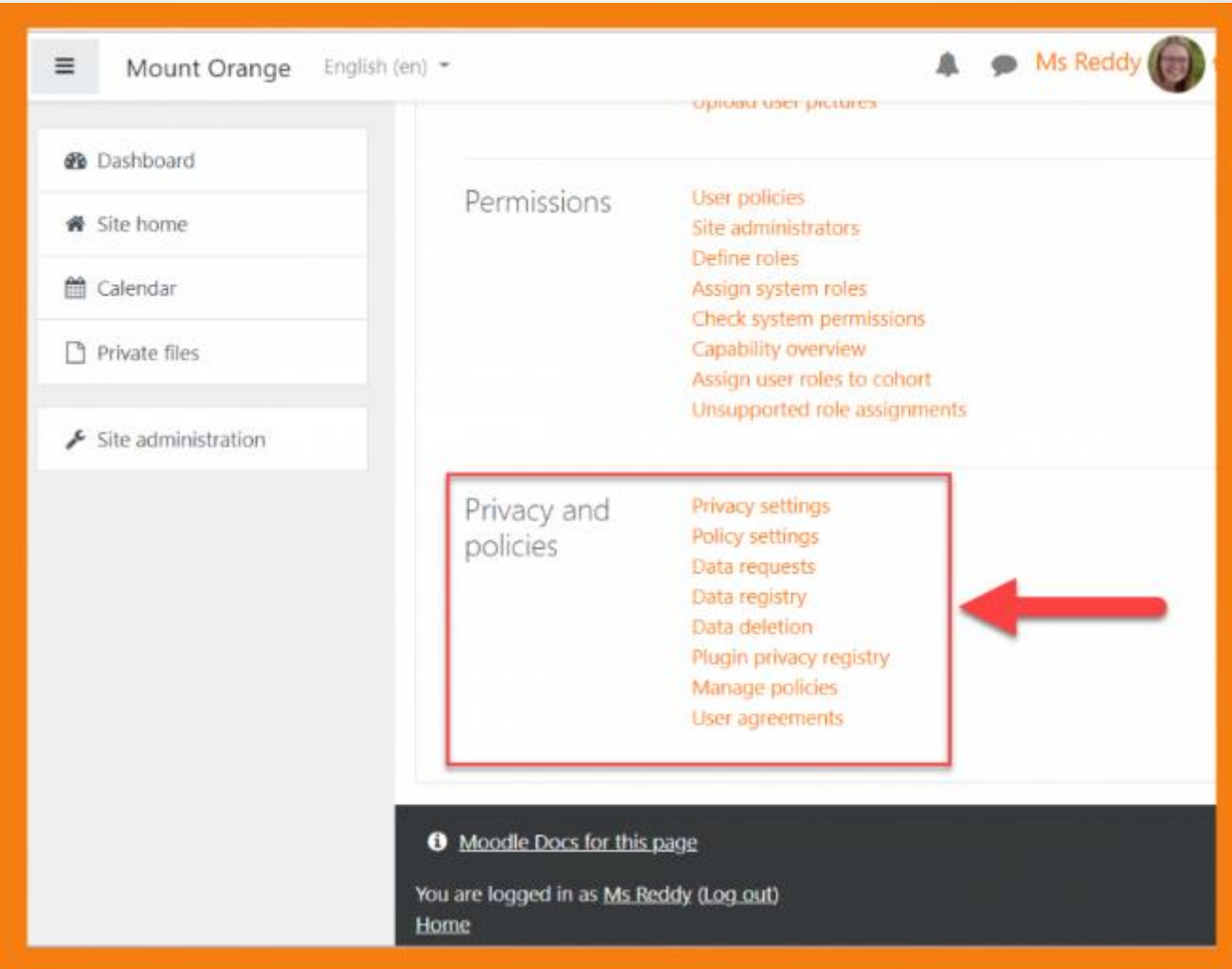
# סינון לפי תגיות במאגר השאלות

The screenshot shows the 'Mount Orange' Question Bank interface. At the top, there are navigation tabs for 'Questions', 'Categories', 'Import', and 'Export'. The 'Categories' tab is active, displaying a 'Question bank' section. A dropdown menu for 'Select a category:' is set to 'Default for Veg Cook (14)'. Below this, a text box explains the default category. A tag filter 'x vegan' is applied, and a 'Filter by tags...' dropdown is visible. There are checkboxes for 'Show question text in the question list', 'Also show questions from subcategories' (checked), and 'Also show old questions'. A 'Create a new question ...' button is present. The main area displays a table of questions with columns for 'Question', 'Created by', and 'Last modified by'. The 'Chia' question is highlighted. At the bottom, there are 'Delete' and 'Move to >>' buttons, with the 'Move to' dropdown set to 'Default for Veg Cook (14)'.

Question	Created by	Last modified by
	<i>First name / Surname / Date</i>	<i>First name / Surname / Date</i>
Bean curd	Mr C Wilson 26 April 2018, 9:23 AM	Mr C Wilson 26 April 2018, 9:23 AM
Chia	Mr C Wilson 26 April 2018, 9:41 AM	Mr C Wilson 26 April 2018, 9:41 AM
Laver bread	Mr C Wilson 26 April 2018, 9:59 AM	Mr C Wilson 26 April 2018, 9:59 AM

## רכיבי GDPR

למנהלי מערכת – נוספו אפשרויות של  
מדיניות פרטיות כך שאפשר להגדיר את  
המערכת שתעמוד בתקן ה-GDPR



The screenshot displays the Moodle Mount Orange administration interface. The top navigation bar includes the site name 'Mount Orange', the language 'English (en)', and the user profile 'Ms Reddy'. A left-hand sidebar contains navigation options: Dashboard, Site home, Calendar, Private files, and Site administration. The main content area is divided into two sections: 'Permissions' and 'Privacy and policies'. The 'Permissions' section lists various administrative tasks such as 'User policies', 'Site administrators', and 'Define roles'. The 'Privacy and policies' section is highlighted with a red box and a red arrow pointing to it from the right. This section includes links for 'Privacy settings', 'Policy settings', 'Data requests', 'Data registry', 'Data deletion', 'Plugin privacy registry', 'Manage policies', and 'User agreements'. At the bottom of the interface, a dark footer bar contains a link to 'Moodle Docs for this page', the login status 'You are logged in as Ms Reddy (Log out)', and a 'Home' link.

## חיפוש מערכת

ביטול התלות במנועי חיפוש חיצוניים

Mount Orange English (en) Ms Reddy

### Manage global search

Search setup

The following steps help you to set up Moodle global search.

Step	Status
1. Select search engine	Simple search
2. Enable search areas	Yes
3. Setup search engine	Yes
4. Index data	Yes
5. Enable global search	Yes

Search engine

Select search engine searchengine Simple search Default: Simple search

## מה עוד?

- ערכת נושא לקבוצות מערכתיות
- תצוגה מקדימה לאפשרויות תשובה בשאלות בחירה
- למרצה - שיפור בניהול משתמשים בקורס
- שאלות פתוחות בבוחן – העלאת קבצים, הגבלת סוגי קבצים והעלאת קבצים במשוב
- LTI – שיפור הרכיב
- קריטריונים נוספים לקבלת הישג (Badges)
- 11 יכולות חדשות במערכת שקשורות למידע פרטיות ומדיניות



בהצלחה